



# Alpine Banks of Colorado

## 4th Quarter 2024 Investor Presentation

INDEPENDENCE • COMMUNITY • COMPASSION • INTEGRITY • LOYALTY





# Forward Looking Statements

This presentation contains “forward-looking statements” within the meaning of the U.S. Private Securities Litigation Reform Act of 1995. Forward-looking statements can be identified by words such as “anticipates,” “intends,” “plans,” “seeks,” “reflects,” “believes,” “can,” “would,” “should,” “will,” “estimates,” “looks forward to,” “continues,” “expects” and similar references to future periods. Examples of forward-looking statements include, but are not limited to, statements we make regarding our evaluation of macro-environment risks, Federal Reserve rate management, and trends reflecting things such as regulatory capital standards and adequacy. Forward-looking statements are based on our current expectations and assumptions regarding our business, the economy and other future conditions. Because forward-looking statements relate to the future, they are subject to inherent uncertainties, risks and changes in circumstances that are difficult to predict. Our actual results may differ materially from those contemplated by the forward-looking statements. We caution you therefore against relying on any of these forward- looking statements. They are neither statements of historical fact nor guarantees or assurances of future performance. Important factors that could cause actual results to differ materially from those in the forward-looking statement include, but are not limited to:

- The ability to attract new deposits and loans;
- Demand for financial services in our marketareas;
- Competitive market-pricing factors;
- Changes in assumptions underlying the establishment of allowances for loan losses and other estimates;
- Effects of future economic, business and market conditions, including higher inflation;
- Adverse effects of public health events, such as the COVID-19 pandemic, including governmental and societal responses;
- Deterioration in economic conditions that could result in increased loan losses;
- Actions by competitors and other market participants that could have an adverse impact on expected performance;
- Risks associated with concentrations in real estate-related loans;
- Risks inherent in making loans, such as repayment risks and fluctuating collateral values;
- Market interest ratevolatility, including changes to the federal funds rate;
- Stability of funding sources and continued availability of borrowings;
- Geopolitical events, including acts of war, international hostilities and terrorist activities;
- Assumptions and estimates used in applying critical accounting policies and modeling, including under the CECL model, which may prove unreliable, inaccurate, or not predictive of actual results;
- Actions of government regulators, including potential future changes in the target range for the federal funds rate by the Board of Governors of the Federal Reserve;
- Sale of investment securities in a loss position before their value recovers, including as a result of asset liability management strategies or in response to liquidity needs;
- Any increases in FDIC assessments;
- Risks associated with potential cybersecurity incidents, data breaches or failures of key information technology systems;
- The ability to maintain adequate liquidity and regulatory capital, and comply with evolving federal and state banking regulations;
- Changes in legal or regulatory requirements or the results of regulatory examinations that could restrict growth;
- The ability to recruit and retain key management andstaff;
- The ability to raise capital or incur debt on reasonableterms; and
- Effectiveness of legislative and regulatory efforts to help the U.S. and global financialmarkets.

There are many factors that could cause actual results to differ materially from those contemplated by forward-looking statements. Any forward-looking statement made by us in this presentation or in any subsequent written or oral statements attributable to the Company are expressly qualified in their entirety by the cautionary statements above. Factors or events that could cause our actual results to differ may emerge from time to time, and it is not possible for us to predict all of them. We undertake no obligation to update any forward-looking statement, whether as a result of new information, future developments or otherwise, except as may be required by law.





# Table of Contents

<b>About Alpine Banks of Colorado.....</b>	<b>4</b>
<b>Key Differentiators.....</b>	<b>16</b>
<b>Financial Information.....</b>	<b>26</b>





# Alpine Banks of Colorado



**Alpine Banks of Colorado Headquarters  
Glenwood Springs, Colorado**





# Alpine Banks of Colorado

## Summary Information

(unaudited)

Founded	1973
Ticker	ALPIB
Total Assets	\$6.52 Billion
Total Deposits	\$5.82 Billion
Gross Loans	\$4.07 Billion
Employees	850
Locations	39
ROA	0.75%
ROE	10.21%





# Financial Ratios

## for the Quarter ended 12/31/24

(unaudited)

Net Income Growth	-12.91%
Annualized Deposit Growth	2.13%
Annualized Loan Growth	0.34%
Efficiency Ratio	73.73%
Net Interest Margin (TE)	3.09%
NPA's to Total Assets	0.44%
Total Risk Based Capital	15.98%

Source: Bank holding company regulatory report for the quarter ended 12/31/24





# Alpine Banks of Colorado

## Stock Information as of 12/31/24

- Class B Non-Voting Common Stock
  - Traded on OTCQX® Best Market
  - Ticker: ALPIB
  - 8,205,218 shares outstanding
  - 150 for 1 stock split occurred 12/1/20
  - Dividends set at 1/150<sup>th</sup> of dividends on Class A Voting Common Stock
  - 1,192,983 shares issued at \$28.50 per share on July 18, 2022 to certain qualified institutional and accredited investors.
- Class A Voting Common Stock
  - 52,217 shares outstanding
  - Not publicly traded

## Employee Ownership

- Employee Stock Ownership Plan (ESOP) formed in 1983
- ESOP owns 22.9% of outstanding Class A Voting Common Stock as of 12/31/24
- Employees, Directors and their families own another 51% of voting shares through individual ownership as of 12/31/24

Source: Internal company reports as of 12/31/24





# Vision, Mission and Values

## Vision

“Alpine Bank will be the preferred financial services provider for individuals and businesses in the communities we serve in Colorado.”

## Mission

“To help our customers, employees, shareholders and community members achieve their dreams.”

## Values

Independence

Community

Compassion

Integrity

Loyalty







# Executive Leadership

<u>Name</u>	<u>Title</u>	<u>Tenure at Alpine</u>
J. Robert Young	Founder and Chairman	51 Years
Glen Jammaron	President and Vice Chairman	39 Years
Glenn Davis	Chief Development Officer	36 Years
Eric A. Gardey	Chief Financial Officer	35 Years
Jay Rickstrew	Chief Retail Officer	30 Years
Andrew Karow	Chief Operations Officer	28 Years
Rachel Gerlach	Chief Credit Officer	27 Years





# Board of Directors

**Raymond T. Baker**  
Owner, Real Estate Management Firm

**Stephen Briggs**  
Former Banking Executive

**Linda Childears**  
Retired President & CEO – Daniels Fund

**Glenn Davis**  
Chief Development Officer

**Terry Farina**  
Attorney at Law

**Norm Franke**  
President, Front Range Region

**Eric A. Gardey**  
Chief Financial Officer

**L. Kristine Gardner**  
Former Banking Executive

**Rachel Gerlach**  
Chief Credit Officer

**Peter N. Guy**  
Investments

**Glen Jammaron**  
Vice Chairman and President

**Andrew Karow**  
Chief Operations Officer

**Thomas H. Kenning**  
Former Banking Executive

**Steve Parker**  
Colorado Banking Leader

**Jay Rickstrew**  
Chief Retail Officer

**J. Robert Young**  
Founder and Chairman

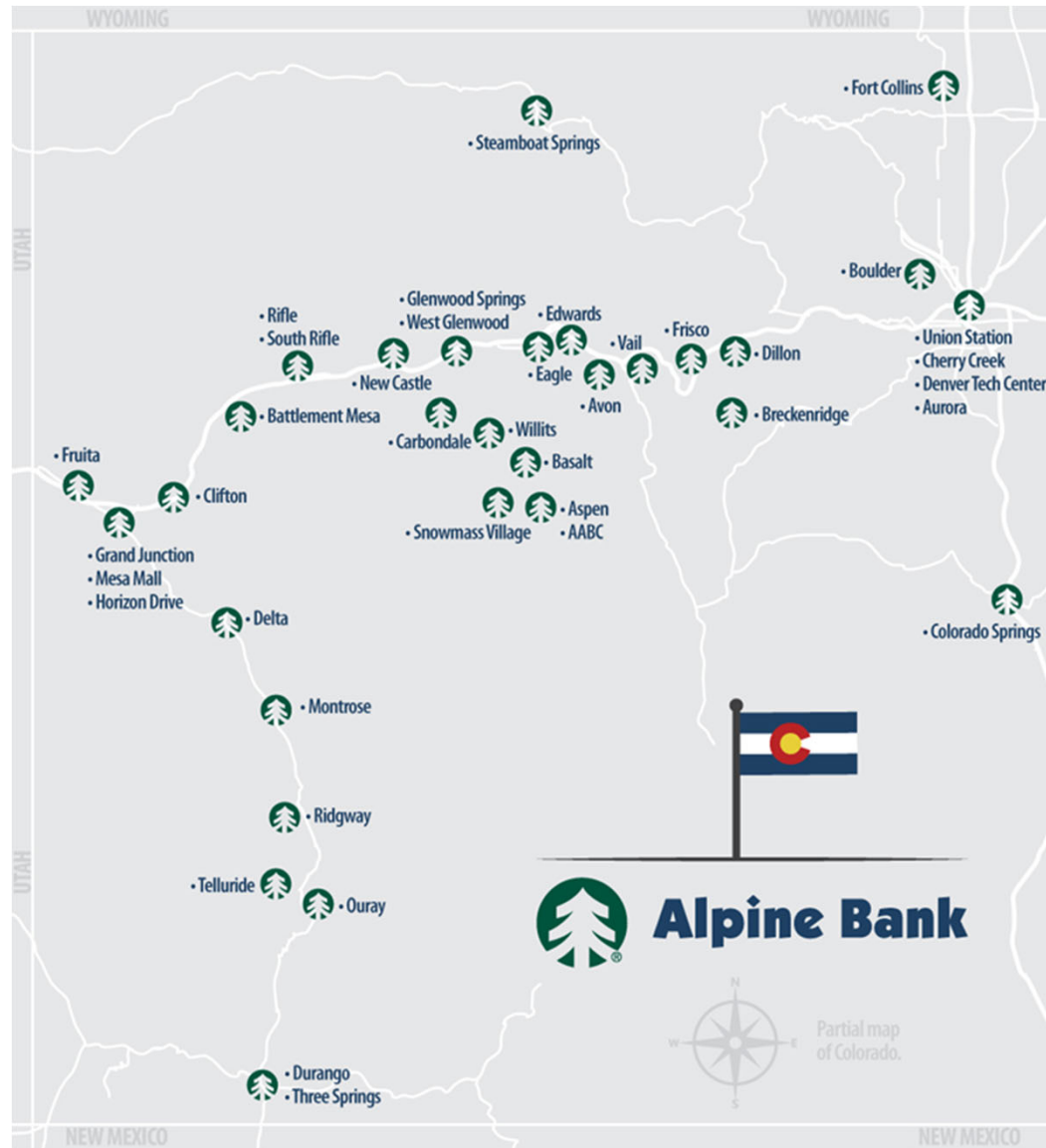
**Margo Young-Gardey**  
Former Banking Executive

**Alison Vollbracht Winfield**  
Education Executive





# Branch Network





# Community Involvement

- **Loyalty Debit Card Program**
  - Debit card program benefits local organizations supporting the community
  - Ten cents per transaction donated to the program
  - Over \$2.5 million donated to the program in 2024
- **Other Donations**
  - \$3.3 million donated in 2024 above and beyond the Loyalty Debit Card program
- **Federal Employee Loans**
  - Interest-free loans made to federal employees impacted by the 2019 government shutdown
  - Third time in history we have run this program
- **Volunteer Time**
  - All employees receive three paid days off annually for volunteer efforts
  - Over 22,000 hours of volunteer time reported in 2024 and over 11,000 hours in 2023
- **50th Anniversary**
  - Each employee was able to donate \$500 to the organization of their choice
  - 50 Years of Philanthropy Campaign
    - Alpine Bank Day – August 1, 2023
    - 50 Years of Philanthropy

Source: Internal company reports as of 12/31/24







# 50 Years of Philanthropy





# Environmental Initiatives

- **ISO Certification**
  - International Organization for Standardization (ISO) 14001 certification for environmental management since 2006
- **Green Team**
  - Grassroots employee-driven initiative started in 2005 to improve environmental practices
  - The bank was awarded at the Gold-Level with the Green Business Network
- **Renewable Energy**
  - All electricity generated from renewable sources or offset by Renewable Energy Credits
- **Environment Loyalty Debit Card**
  - Ten cents per transaction donated to local environmentally-focused organizations





# Focus on Customer Service

- **CARE**
  - Connect, Ask Questions, Recommend, Exceed
  - Our commitment to deliver exceptional service and solutions that enhance our customers' experience
- **Net Promoter Score**
  - Net Promoter Score measures percentage of customers that would recommend a brand
  - Alpine Bank's Net Promoter Score is 72 in 2024, compared to an average Net Promoter Score of 34 for the banking industry in 2024

Source: Net Promoter Score data from internal company resources and Satmetrix





# Key Differentiators

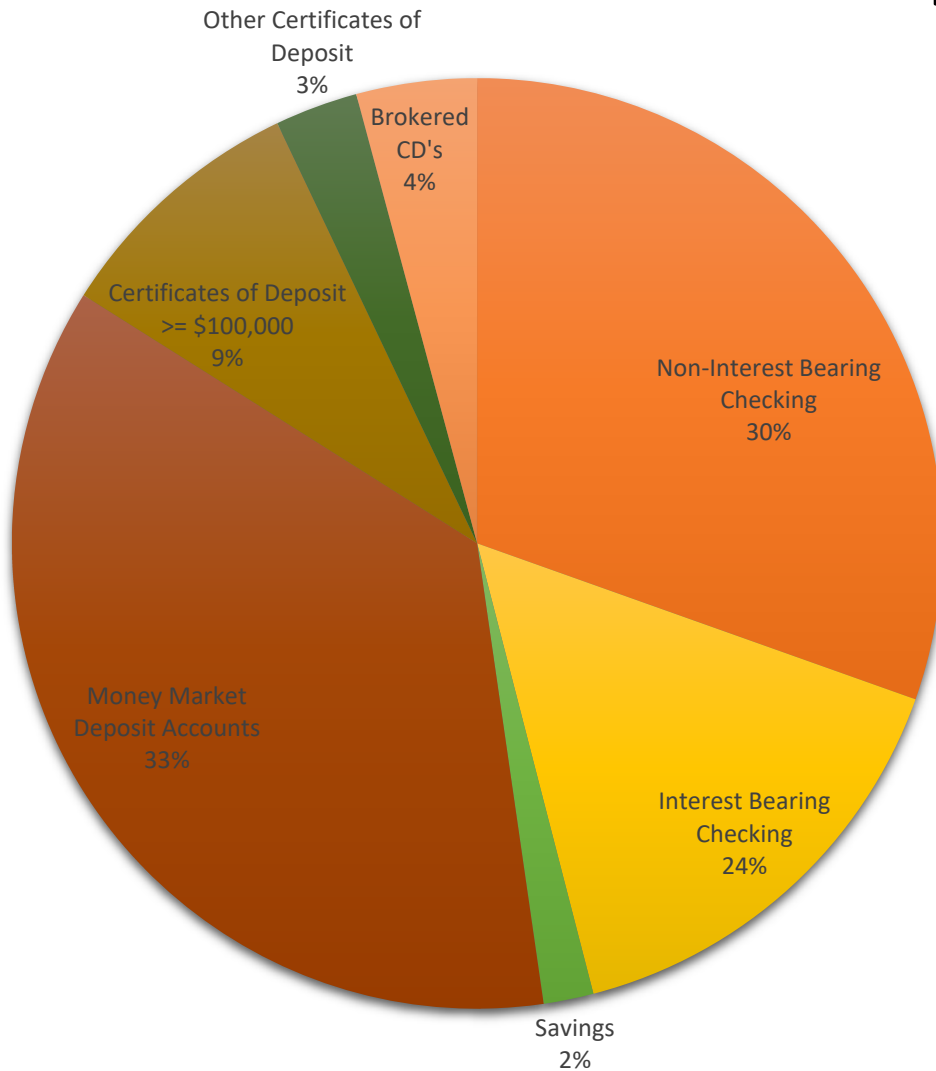
- Core Deposit Base
- Diversified Loan Portfolio
- De Novo Market Expansion
- Talent Development
- Operational Efficiency
- Noninterest Income



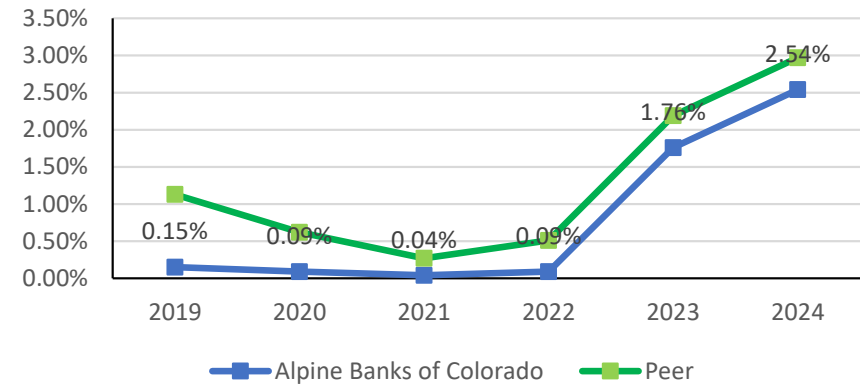




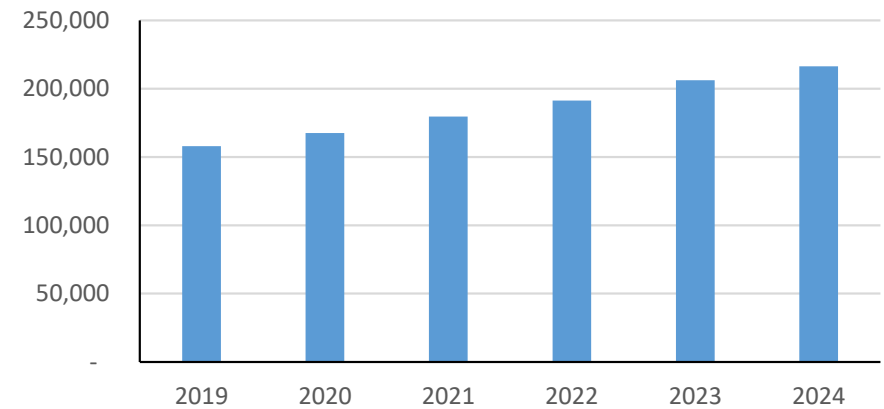
# Core Deposit Base



### Cost of Interest-Bearing Deposits



### Total # of Deposit Accounts



Information as of December 31 for the year indicated

Source: Bank holding company regulatory report for the quarter ended 12/31/24 and internal company reports

Peer group for all data in this presentation consists of bank holding companies with consolidated assets between \$3 billion and \$10 billion per the Federal Reserve's Bank Holding Company Performance Report





# Colorado Deposit Market Share

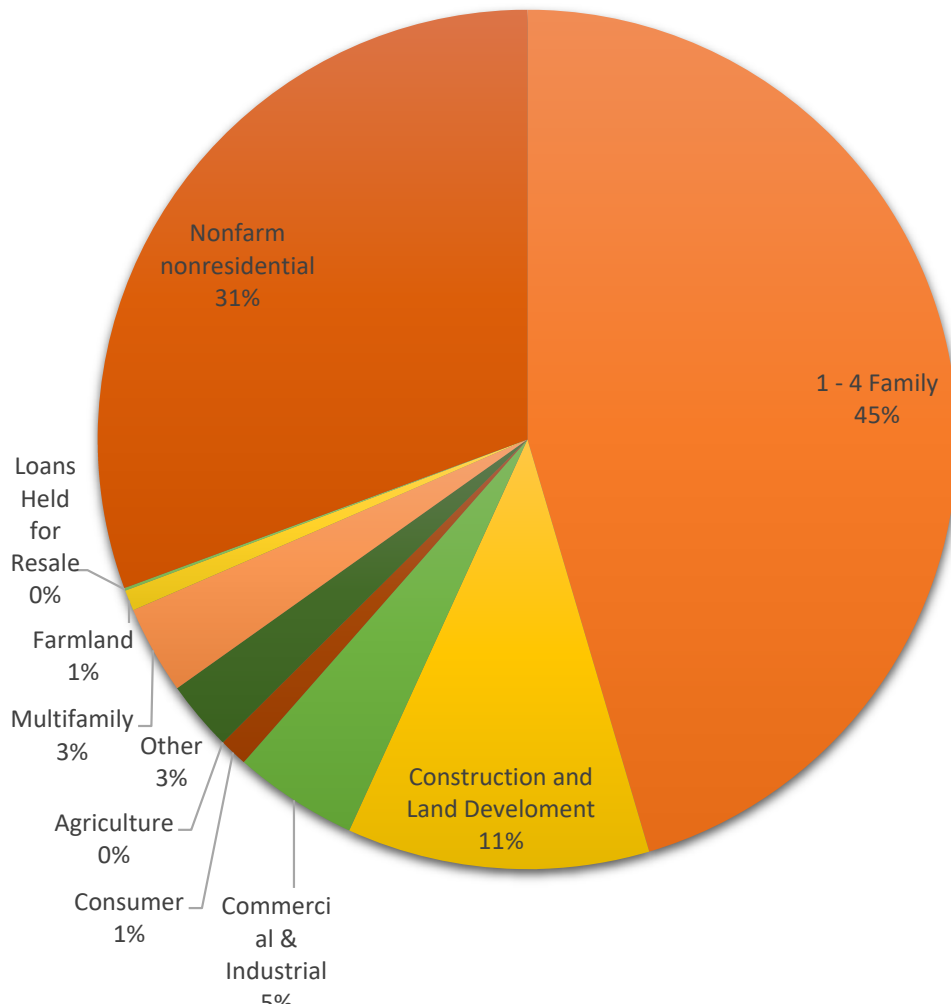
Statewide  
(as of June 30, 2024)

	Name	State (Headquarters)	Colorado Offices	Deposits (\$000)	Market Share
1	Wells Fargo Bank, N.A.	SD	120	33,985,651	18.58%
2	Firstbank	CO	84	22,271,908	12.17%
3	JPMorgan Chase Bank, N.A.	OH	108	22,254,319	12.16%
4	U.S. Bank N.A.	OH	104	20,441,819	11.17%
<b>5</b>	<b>Alpine Bank</b>	<b>CO</b>	<b>40</b>	<b>5,816,196</b>	<b>3.18%</b>
6	Bank of Colorado	CO	48	5,465,346	2.99%
7	BMO Harris Bank, N.A.	CA	69	4,454,159	2.43%
8	Bank of America, N.A.	NC	33	4,348,939	2.38%
9	First National Bank of Omaha	NE	22	4,102,769	2.24%
10	Independent Bank	TX	31	3,889,724	2.13%

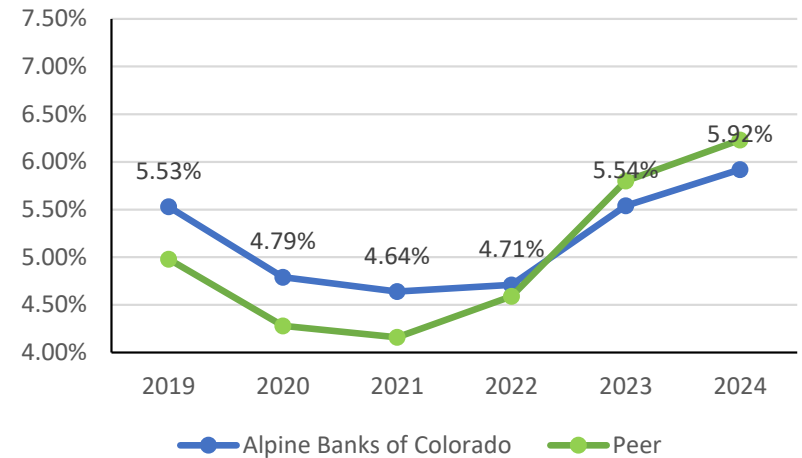




# Diversified Loan Portfolio



Yield on Loans and Leases (TE)



- 45% of loans are 1 to 4 Family
- 31% Commercial Real Estate (CRE) loans
- CRE concentrations are below regulatory guidance

Information as of December 31 for the year indicated

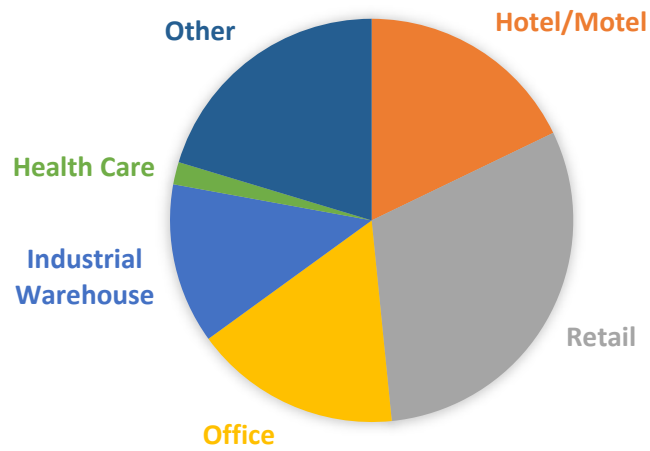
Source: Bank holding company regulatory report for the quarter ended 12/31/24



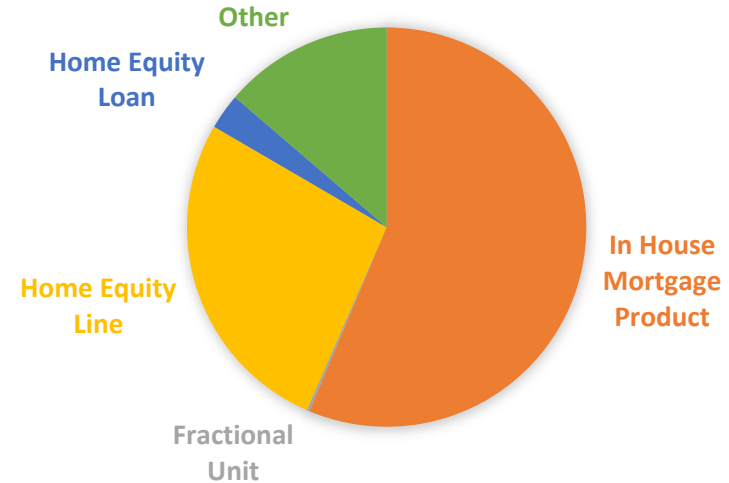


# Loan Portfolio Segmentation

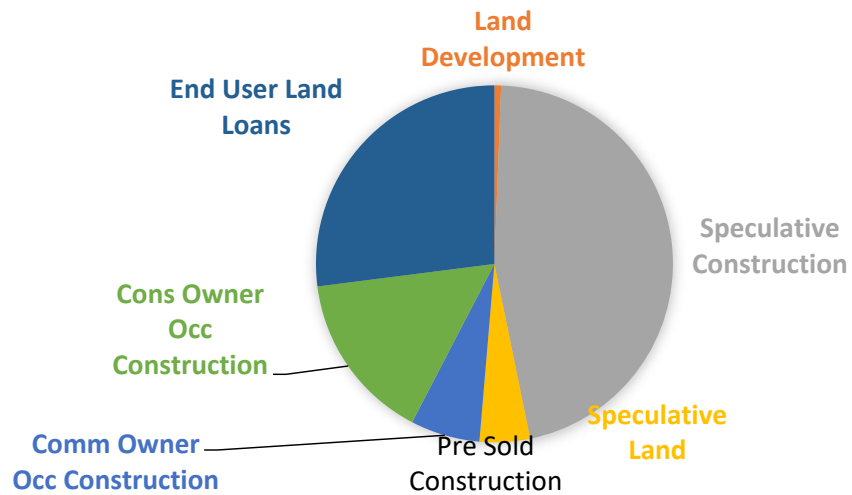
## COMMERCIAL REAL ESTATE



## 1 - 4 FAMILY REAL ESTATE



## CONSTRUCTION AND LAND DEVELOPMENT







## De Novo Market Expansion

- Entered the Front Range market in 2014 with our Union Station Branch
- We now have 7 branch locations in Front Range of Colorado
- Colorado Springs and Fort Collins branches opened in the 4th Quarter 2022
- Branch in Aurora, Colorado opened on October 15, 2024
- Proactively adding to the lending staff within our current footprint

## Alpine Bank on the Front Range

- Our four Denver branches have grown since opening:
  - Combined loans over \$785 million at 12/31/24
  - Combined deposits over \$447 million at 12/31/24
- Boulder branch opened in February 2019 :
  - Loans nearing \$202 million at 12/31/24
  - Deposits nearing \$79 million at 12/31/24
- Fort Collins branch opened in December 2022:
  - Loans nearing \$89 million at 12/31/24
  - Deposits nearing \$17 million at 12/31/24
- Colorado Springs branch opened in December 2022
  - Loans nearing \$30 million at 12/31/24
  - Deposits nearing \$18 million at 12/31/24

Source: Internal company reports as of 12/31/24





# Talent Development

- **Officer Trainees**

- 50-year history of hiring and training our own officer staff
- One-year training program for recent college graduates
- 13 Officer Trainees hired in 2022, 15 hired in 2023 and 4 in 2024

- **Leadership Development**

- In-house, comprehensive Leadership Training Program
- Created and led by Starquest Group, industry experts in leadership and sales development

- **Commitment to Training**

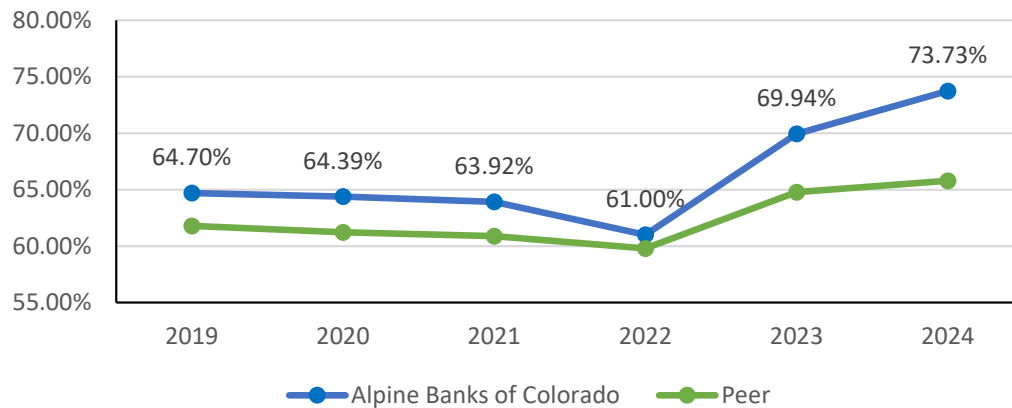
- Full-service internal training department
- Officers and employees are encouraged to engage in outside training related to their job functions
- Majority of officers attend the Graduate School of Banking at Colorado



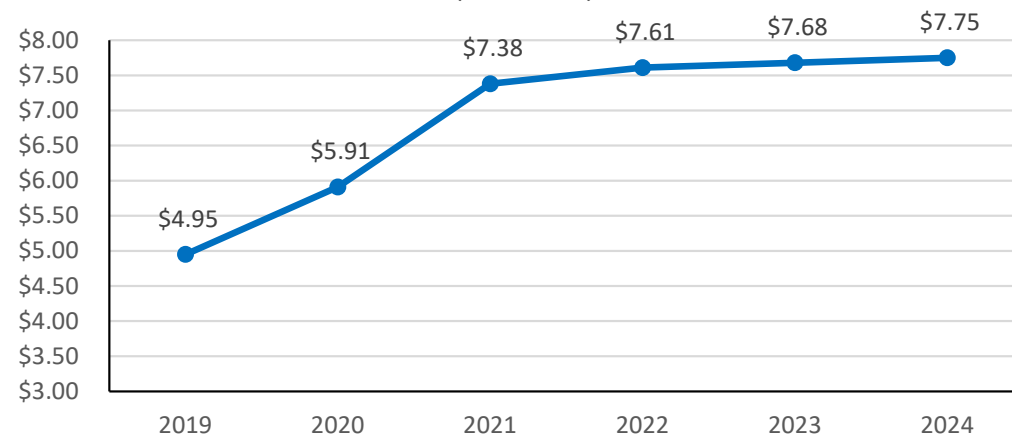


# Operational Efficiency

Efficiency Ratio



Average Assets Per Employee  
(in Millions)



- Efficiency Ratio has been negatively impacted by lowered NIM
- Assets per Employee generally improving over time
- In-house expertise in process improvement

Information as of December 31 for the year indicated

Source: Bank holding company  
regulatory reports





# Noninterest Income

- **Wealth Management**

- 28.25 employees working in Wealth Management as of 12/31/24
- Assets under management of \$1.37 billion as of 12/31/24
- Revenue for the year ended 12/31/22 was \$4,584,000
- Revenue for the year ended 12/31/23 was \$4,575,000
- Revenue for full year ended 12/31/24 was \$5,444,000

- **Mortgage**

- Origination of conforming and jumbo mortgages for sale on the secondary market
- Sold with servicing released
- Revenue for the year ended 12/31/22 was \$2,906,000
- Revenue for the year ended 12/31/23 was \$2,065,000
- Revenue for the year ended 12/31/24 was \$2,479,000

- **Interchange**

- Interchange income increased 10.3% annually from 2020 through 2024
- Revenue for the year ended 12/31/22 was \$17,143,000
- Revenue for the year ended 12/31/23 was \$17,846,000
- Revenue for the year ended 12/31/24 was \$18,065,000







# Financial Information



**Alpine Bank, Fort Collins**



**Alpine Bank, Colorado Springs**

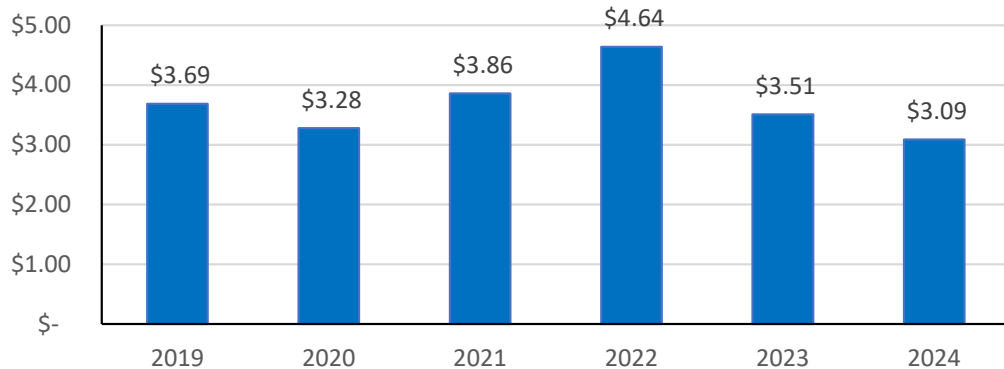




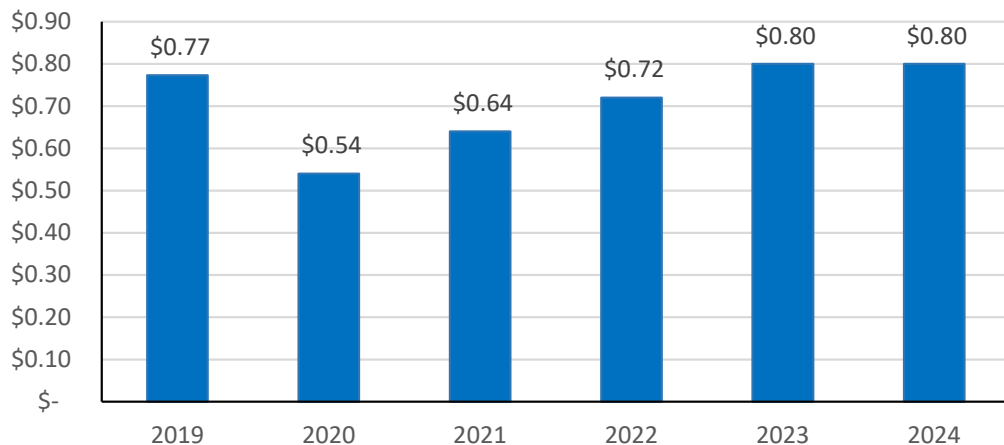
# Shareholder Returns

## Class B Shares

Earnings Per Share



Dividends Per Share



- Historically increasing dividends prior to COVID
- January 2025 dividend increased to \$0.21 per share
- As of 12/31/2024:
  - 2.34% Dividend Yield
  - 11.1 times LTM EPS
  - 1.12 Price/Tangible Book

\*Information as of December 31 for the year indicated  
\*All share and per share amounts reflect the Company's 150-for-1 Class B stock split on December 1, 2020

Source: Internal company reports as of 12/31/24 and S&P Global

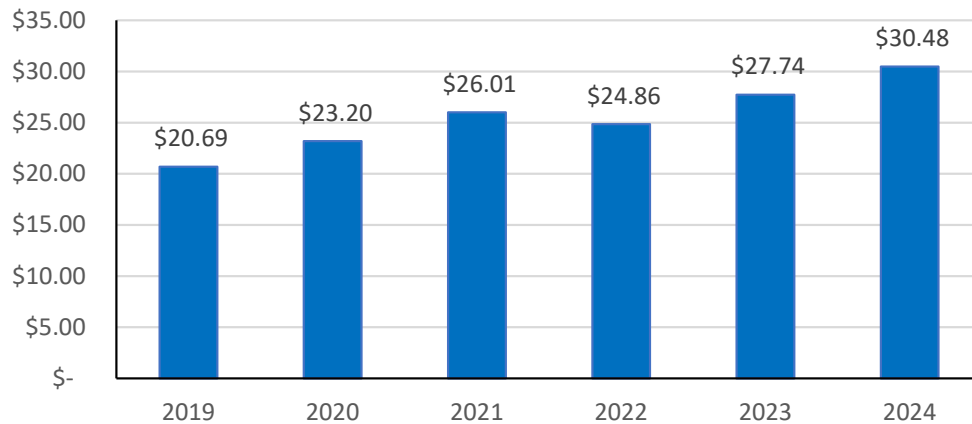




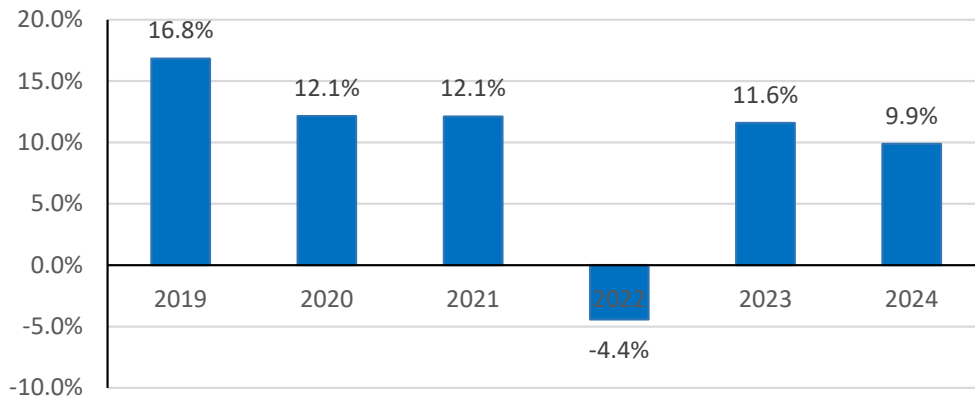
# Tangible Book Value

## Class B Shares

Tangible Book Value Per Share



Increase in Tangible Book Value Per Share



- 8.1% CAGR in Tangible Book Value Per Share in the period 2020 to 2024
- July 2022 capital raise was accretive to Tangible Book Value
- Tangible Book Value Per Share negatively impacted over 2022 from Accumulated Other Comprehensive Loss

\*Information as of December 31 for the year indicated  
\*All share and per share amounts reflect the Company's 150-for-1 Class B stock split on December 1, 2020

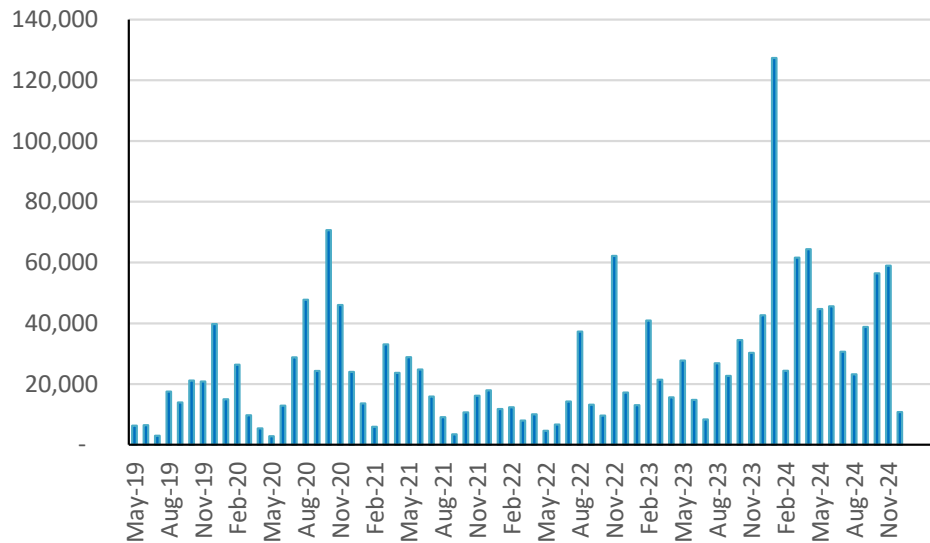
Source: S&P Global



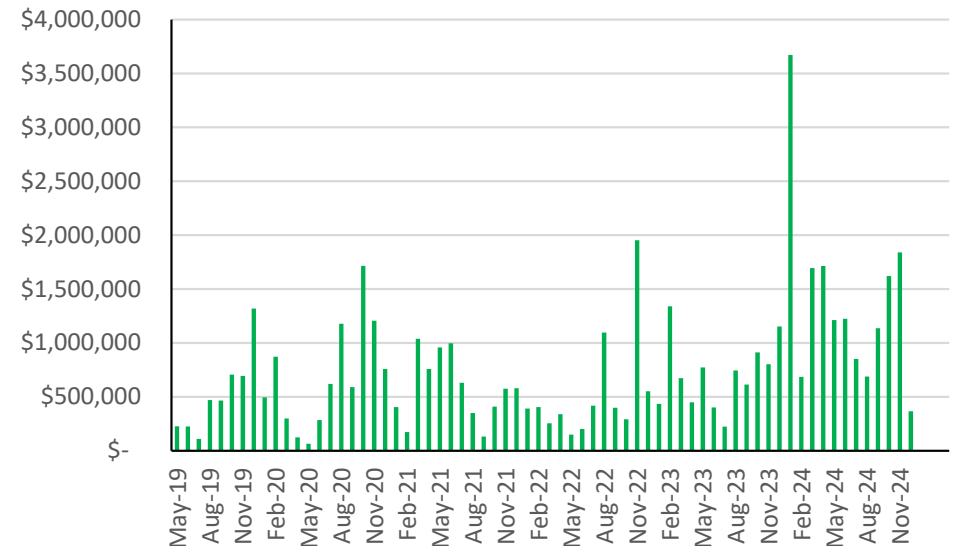


# Trading Volume

### Monthly Trading Volume in Shares



### Monthly Trading Volume in Dollars



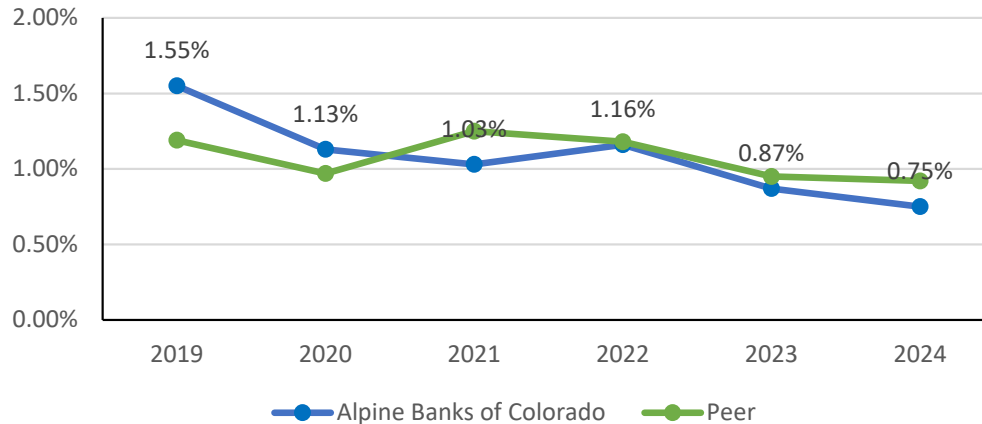
\*Information as of month end for the month indicated  
\*All share and per share amounts reflect the Company's  
150-for-1 Class B stock split on December 1, 2020



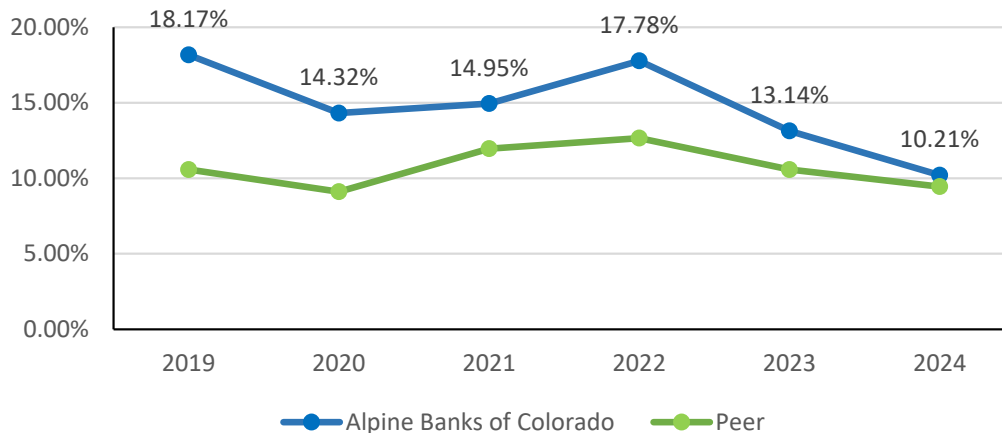


# Earnings Growth History

Return on Assets (ROA)



Return on Equity (ROE)



Information as of December 31 for the year indicated

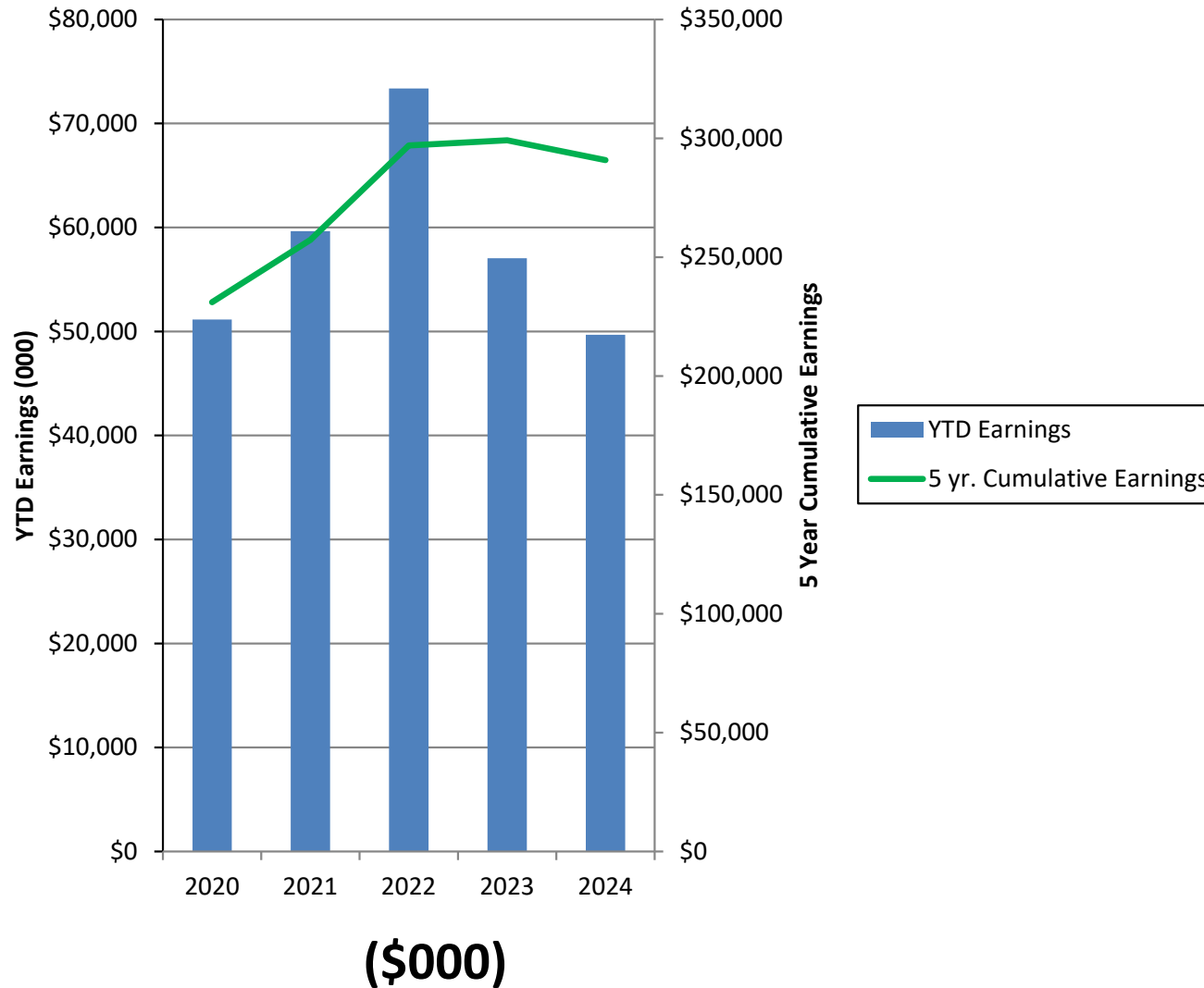
- Historically outperformed peer group in both ROA and ROE
- ROA negatively impacted by NIM compression in 2023 and 2024
- 55th percentile to peer group in ROE as of 12/31/24

Source: Bank holding company regulatory reports





# Net Income 5 Year Growth



Information as of December 31 for the year indicated

Source: Bank holding company  
regulatory reports

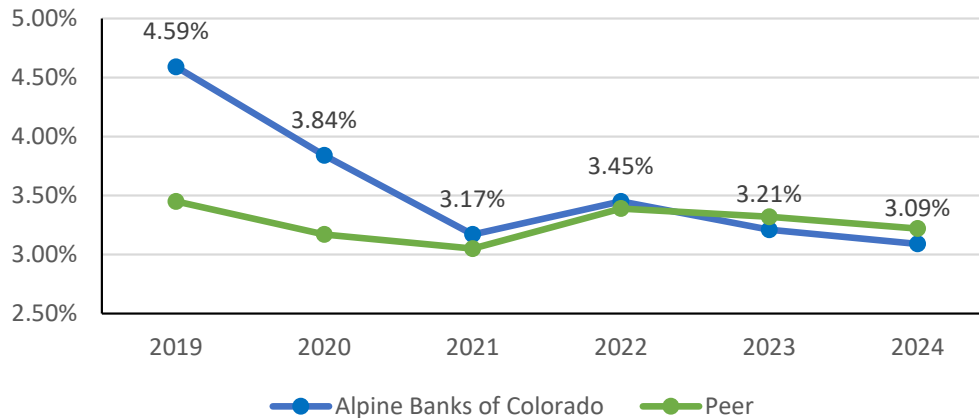






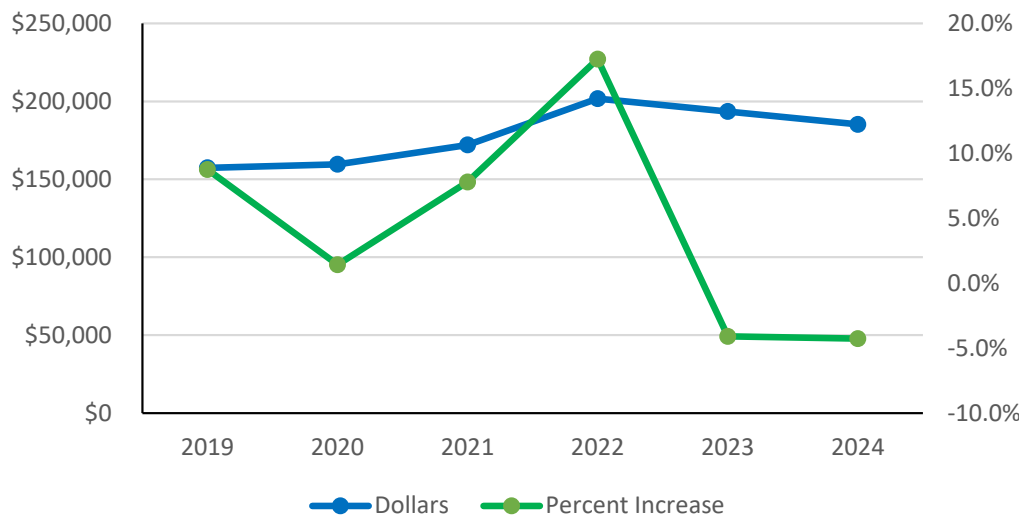
# Net Interest Margin (TE)

Net Interest Margin (TE)



- Net Interest Margin (NIM) declined as general market rates fell during 2019-2021 period
- NIM is being pressured by rapid increase in funding costs

Annualized Net Interest Income

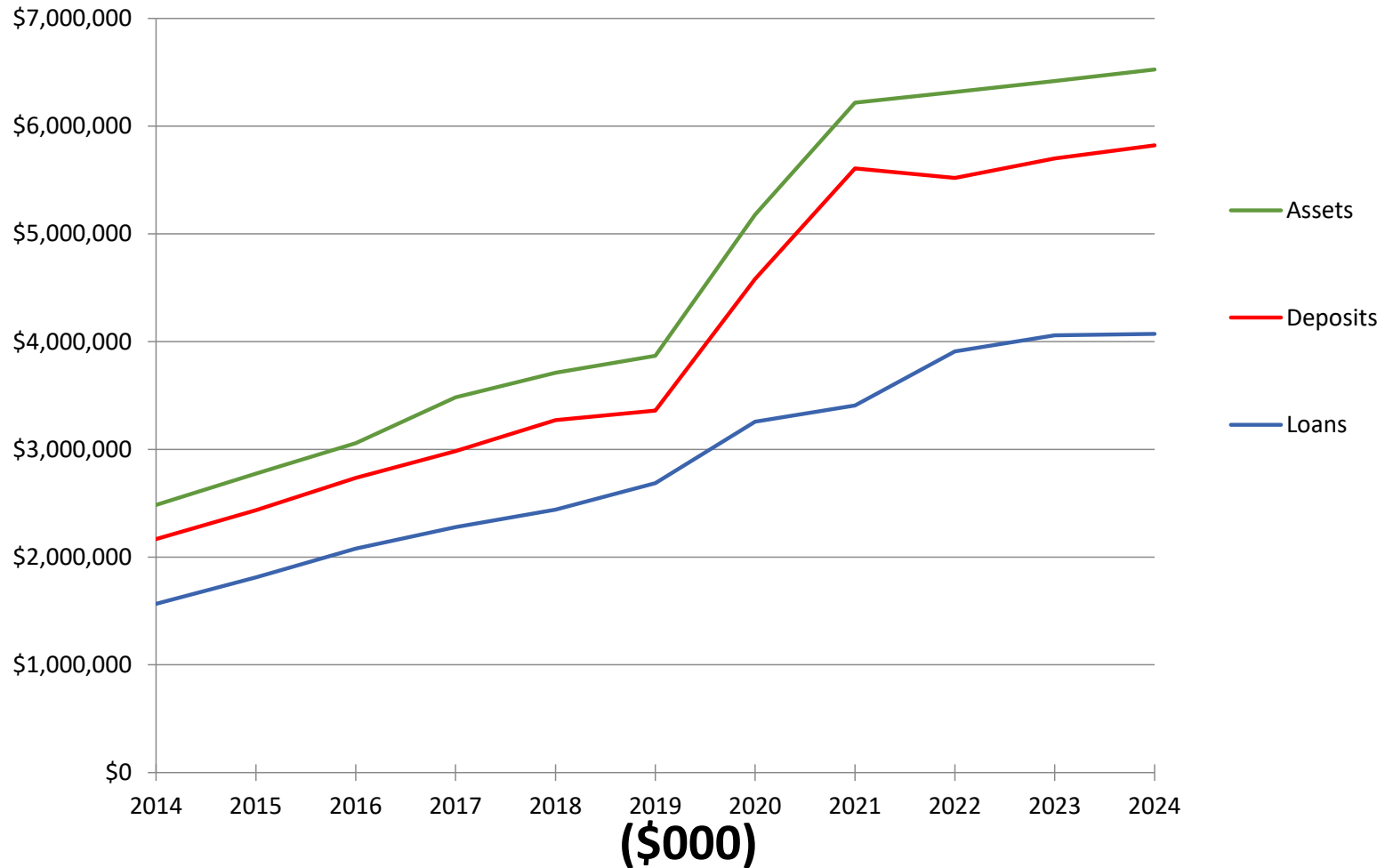


Information as of December 31 for the year indicated





# 10 Year Growth Trends



Information as of December 31 for the year indicated

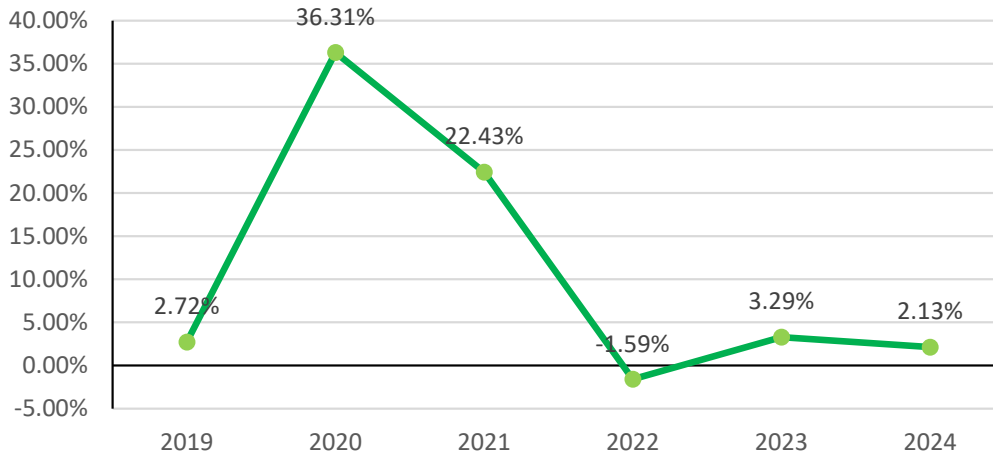
Source: Bank holding company regulatory reports



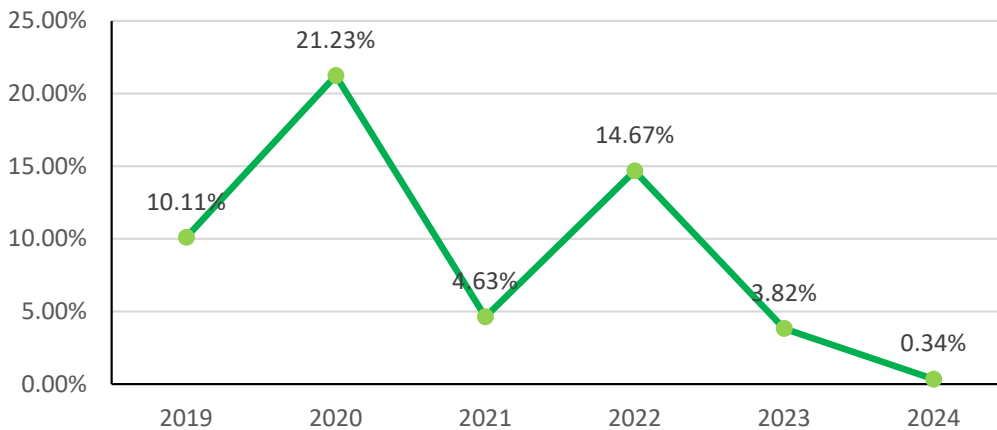


# Deposit and Loan Growth History

Deposit Growth



Loan Growth



- Deposits as of 12/31/24 include \$245 million in brokered CD's
- Excluding the decrease in brokered CD's during 2024, deposit growth would have been 7.4%
- 11.6% CAGR in Deposits and 8.7% CAGR in Loans for the period 2020 to 2024

Information as of December 31 for the year indicated

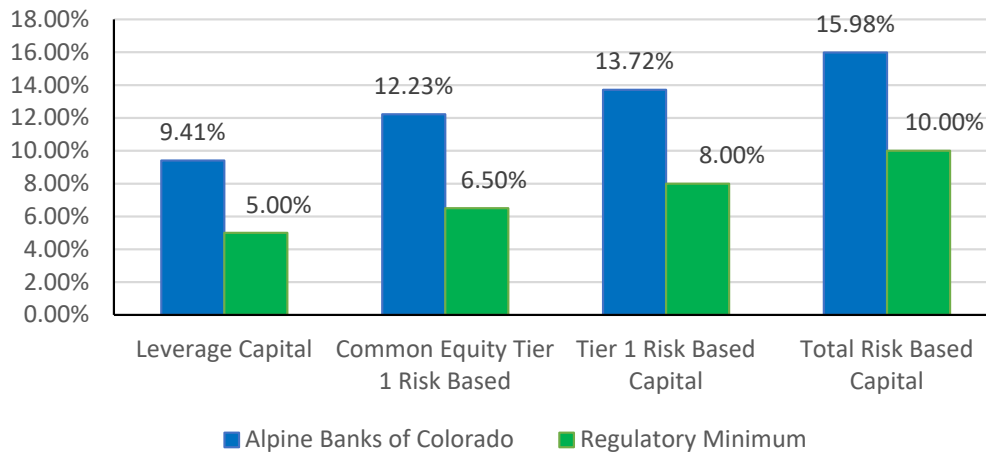
Source: Bank holding  
company regulatory reports



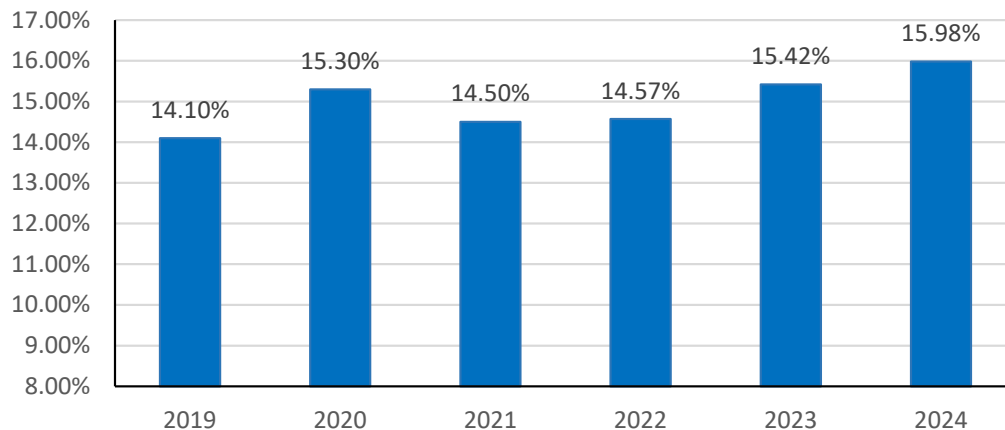


# Capital Ratios

## Regulatory Capital Ratios



## Total Risk Based Capital



Information as of December 31 for the year indicated

- Capital levels in excess of regulatory minimums
- Increase in capital levels with slower asset growth since COVID bump
- 2020 increase in Total Risk Based Capital partially due to subordinated debt issuance

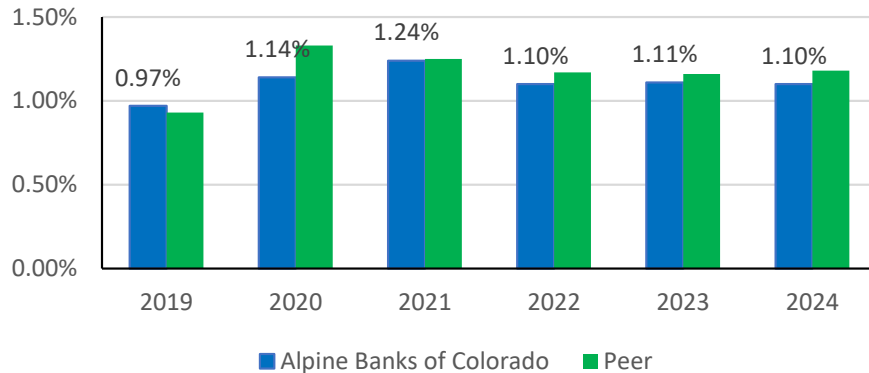
Source: Bank holding company regulatory reports





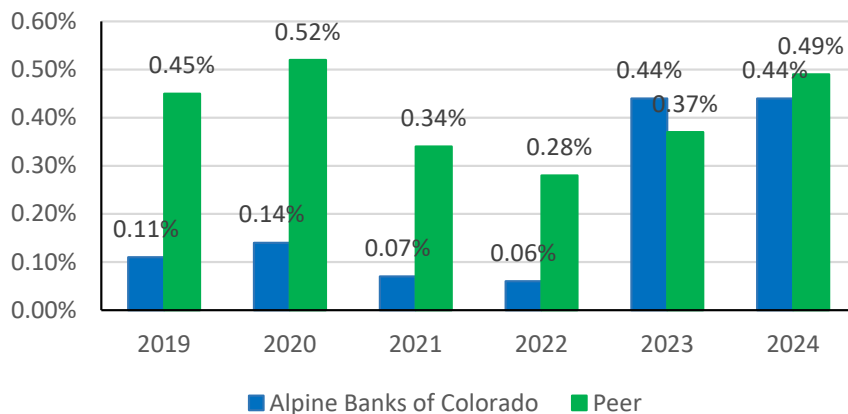
# Asset Quality

### Allowance for Loan and Lease Losses (ALLL) Percentage

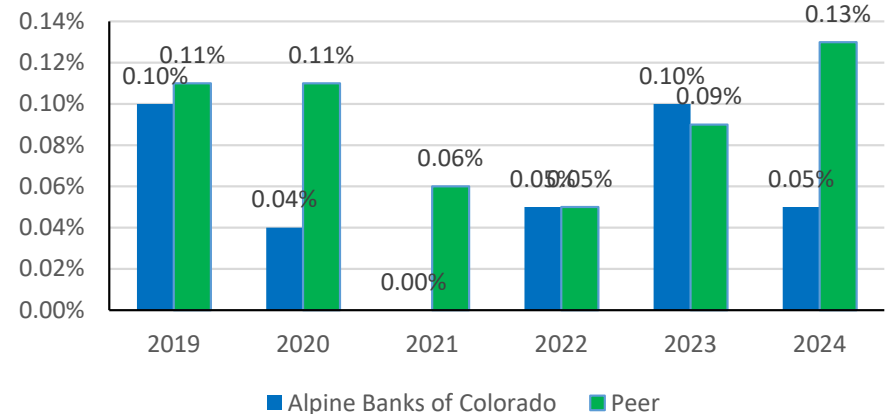


- ALLL 0.08% lower than peer group at 12/31/24
- Nonperforming assets at 0.44% as of 12/31/24 related primarily to one OREO property
- Net loan charge-off ratio of 0.05% for the full year of 2024

### Non-performing Assets to Total Assets



### Net Charge-offs to Average Loans



Information as of December 31 for the year indicated





# In Summary

- A unique culture and brand identity built around community and employee involvement creates our competitive advantage and is highlighted by :
  - Cost of interest-bearing deposits of 2.54% for year ended 12/31/24. Still an industry leader
  - Exceptional customer loyalty represented by a Net Promoter Score of 72
- Led by a team of experienced bankers consistently executing our strategic plan for over 50 years
- Predominantly owned by insiders who believe that superior performance over the long-run is the key to remaining independent
- Leading market position and brand visibility in vibrant and growing markets
- We focus on markets, products and customers that we know and avoid concentrations of risk







# Contact Information

Glen Jammaron  
President & Vice Chairman  
970-384-3266  
[glenjammaron@alpinebank.com](mailto:glenjammaron@alpinebank.com)

Eric Gardey  
Chief Financial Officer  
970-384-3257  
[ericgardey@alpinebank.com](mailto:ericgardey@alpinebank.com)

